

# SUPERIOR FIBERGLASS



P.O. Box 1989  
Jacksonville, Texas  
75766  
800-527-8438  
FAX 903-586-7547  
[www.superiorfiberglass.com](http://www.superiorfiberglass.com)  
Catalog 2012

# CUPOLAS

Add the right touch of class to your commercial building. Superior Fiberglass cupolas are in use throughout the nation on a full scope of buildings—banks, shopping centers, even equestrian centers. These sturdy, easy-to-maintain structures add attractive character to your project. Call us toll-free at 800-527-8438 or visit our web site at [www.superiorfiberglass.com](http://www.superiorfiberglass.com). FAX 903-586-7547



**CU-2B**

Base: 24" square  
Height: 10'8"  
Weight: 75 lbs.



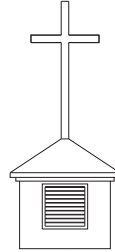
**CU-3H**

Base: 36" octagon  
Height: 6'0"  
Weight: 195 lbs.



**CU-3D**

Base: 36" octagon  
Height: 5'9"  
Weight: 195 lbs.



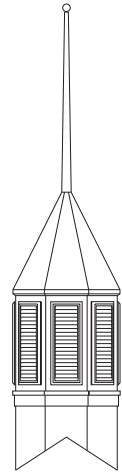
**CU-35**

Base: 48" square  
Height: 5'0"  
Weight: 350 lbs.



**CU-3522**

Base: 48" square  
Height: 9'  
Weight: 395 lbs.



**CU-21**

Base: 54" octagon  
Height: 12'6"  
Weight: 550 lbs.




**CU-11H**

Base: 48" square  
Height: 10'4"  
Weight: 330 lbs.



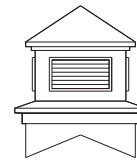
**CU-11D**

Base: 48" square  
Height: 10'4"  
Weight: 330 lbs.



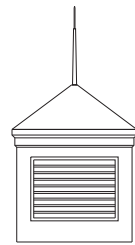
**CU-2122**

Base: 54" octagon  
Height: 10'0"  
Weight: 390 lbs.




**CU-W35S**

Base: 58" square  
Height: 6'9"  
Weight: 390 lbs.



**CU-24H**

Base: 61" square  
Height: 7'  
Weight: 450 lbs.




**CU-24H22**

Base: 61" square  
Height: 12'7"  
Weight: 600 lbs.



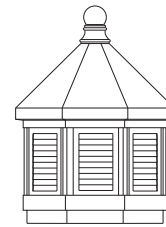
**CU-2435H**

Base: 61" square  
Height: 11'11"  
Weight: 730 lbs.




**CU-3424H**

Base: 72" square  
Height: 12'5"  
Weight: 1,000 lbs.




**CU-365S**

Base: 72" octagon  
Height: 9'8"  
Weight: 500 lbs.

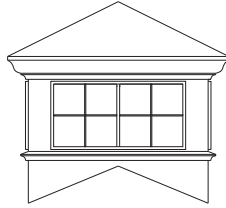


**CU-36D**


Base: 72" octagon  
Height: 13'  
Weight: 900 lbs.




**CU-36H**  
 Base: 72" octagon  
 Height: 15'9"  
 Weight: 900 lbs.




**CU-33S**  
 Base: 95" square  
 Height: 8'11"  
 Weight: 1,000 lbs.




**CU-33H**  
 Base: 95" square  
 Height: 14'4"  
 Weight: 1,200 lbs.




**CU-3336D**  
 Base: 96" square  
 Height: 14'  
 Weight: 1,340 lbs.




**CU-3334S**  
 Base: 96" square  
 Height: 14'5"  
 Weight: 1,340 lbs.



**CU-3836D**  
 Base: 96" octagon  
 Height: 13'6"  
 Weight: 1,100 lbs.



**CU-3836H**  
 Base: 96" octagon  
 Height: 18'6" (fence optional)  
 Weight: 1,200 lbs.



**CU-1036D**  
 Base: 120" square  
 Height: 20'4"  
 Weight: 2,270 lbs.

# CUPOLA TECHNICAL DATA

## DESCRIPTION

The cupola shall be fabricated of fiberglass reinforced polyester as manufactured by Superior Fiberglass, Model # \_\_\_\_\_.

The cupola shall be equipped with (accessories).

## QUALITY ASSURANCE

**Manufacturer Qualification:** Manufacturer shall have been regularly engaged in the manufacture of FRP architectural products for a minimum of ten years.

## ACCEPTABLE MANUFACTURERS

Superior Fiberglass,  
 P.O. Box 1989, Jacksonville, Texas 75766-1989  
 800-527-8438, FAX 903-586-7547  
 www.superiorfiberglass.com

## MATERIALS

Fiberglass reinforced polyester shall have properties within the following ranges:

Flexural Strength	ASTM D-790	18,000 – 29,000 psi
Tensile Strength	ASTM D-638	10,000 – 14,000 psi
Compressive Strength	ASTM D-695	18,000 – 27,000 psi

Unit shall be adequately reinforced to prevent warping and buckling of surface panels with adequate strength to withstand wind velocity of up to 100 mph.

Finish: Unit shall have a smooth, UV-resistant, high-gloss polyester gel-coat finish, \_\_\_\_\_ color.

# SUPERIOR FIBERGLASS

BAPTISTRIES, STEEPLES,  
CUPOLAS &  
WALL CROSSES

Superior Fiberglass offers the highest-quality baptistries, steeples, cupolas and wall crosses available to the construction industry today. Serving architects, builders and churches for a quarter of a century, we provide a broad range of styles and colors to meet every project's needs for creative architecture.

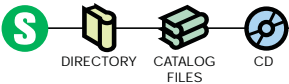
Our architectural products feature Super Guard gel coat on the finished surfaces. Super Guard produces a hard, smooth, porcelain-like surface that eliminates the need for painting or refinishing. We invite you to request samples or ask for custom color matching.

FOR FURTHER INFORMATION about all Superior Fiberglass products, to obtain a delivered price quote, or to order, call toll-free: 800-527-8438.

Let us know your specific needs; Superior Fiberglass will do our utmost to exceed your expectations.

FRONT COVER *This cupola was installed in 2003 by Olmsted Village Co., LLC in Pinehurst, N.C.*

SEE US IN



11040/SUP BuyLine 4393

P.O. BOX 1989  
JACKSONVILLE, TEXAS 75766-1989  
800-527-8438  
FAX 903-586-7547  
www.superiorfiberglass.com

## CUPOLA ACCESSORIES

### LIGHTNING PROTECTION

Must be specified with cupola order. Air terminal and ground cable are U.L. labeled and concealed in cupola during fabrication.

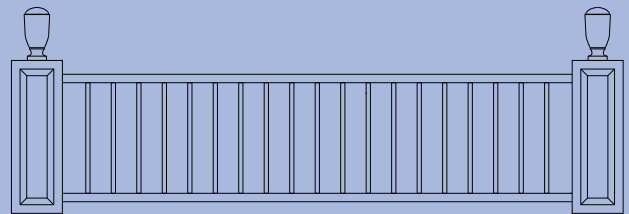
### STEEPLE CROSSES

MODEL	HEIGHT	WIDTH
A	26"	19"
B	48"	30"
C	36"	24"
E	60"	36"
F	6" ball for mounting under cross or air terminal	

Note: All sizes available in "Standard" or "Celtic" design.

### RAILING SYSTEMS

Available in sizes for any of our cupolas. Aluminum rail sections with fiberglass or aluminum corner post and urns.



### LOUVERS & WINDOWS

All Superior Fiberglass cupolas are available with non-functional louvers (standard), functional louvers, or Krinklglas windows.

## CUPOLA COLORS



\*Metal Flake colors radiate an outstanding luster not shown in print. Call us for an actual sample.

PRINTED IN U.S.A.