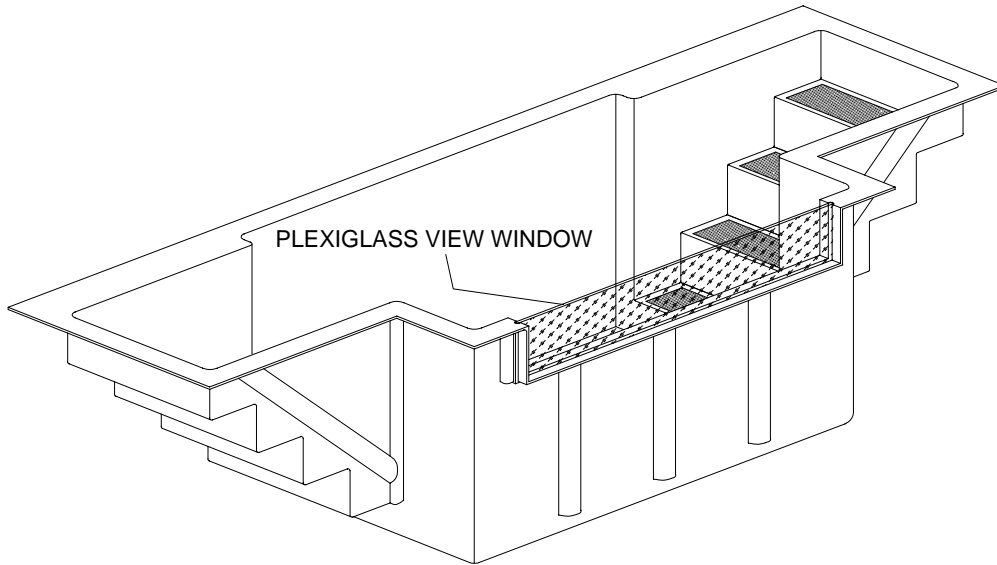


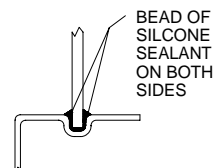
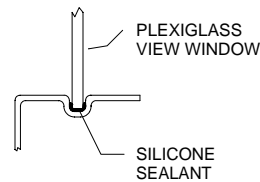
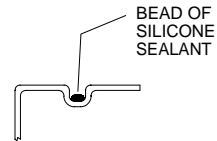
DESCRIPTION

Plexiglass view window enhances the congregation's participation in the service. Windows are 1/2" thick and measure either 10" x 60" or 12" x 72" depending on selected baptistry model.



INSTALLATION

- Make sure the groove to receive the plexiglass is clean, dry, and free of any oil or grease film.
- Put a bead of sealant in the bottom of the window groove in the baptistry.
- Insert plexiglass window in the groove and push down to firmly seat window in groove and sealant.
- Run a bead of sealant down both the inside and outside of the plexiglass window.
- Allow to dry for 24 hours before placing any water against the sealant.



SUPERIOR FIBERGLASS, INC.

P.O. Box 1989
Jacksonville, TX 75766

800-527-8438 or FAX 903-586-7547
www.superiorfiberglass.com